





Teacher Report Tip Sheet



Teacher Reports are an optional tool for educators, providing an individual student report of progress if they use the Journey 2050 gaming platform.


Options to Play: To ensure the teacher reports will function, please use the following supported options to play the Journey 2050 game. All options are also listed here: http://journey2050.rnp.io/teachers/online/activities_and_resources

Web Browser	Use the App	Download the Game
Supported Browsers: Safari, Firefox, Chrome  Safari  Firefox  Chrome (64 bit)	FREE download in iOS, Google Play and Windows Store  Journey 2050 School Edition Nutrien Ltd. 4.5 (13 ratings) Free	Download the game directly onto your device  Zipped .EXE

Steps to Ensure Success:

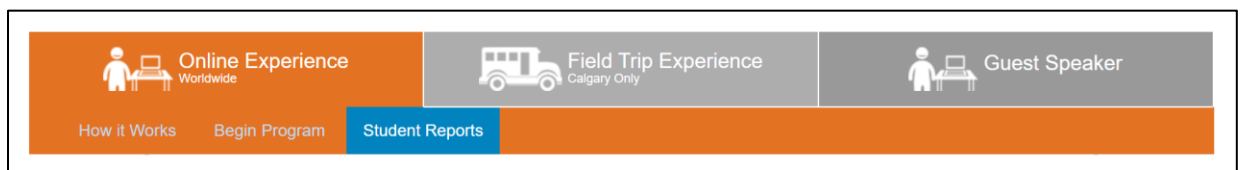
- Use a supported option to play:
 - If using a web browser, check that you are using this web address to access the game: <https://www.journey2050.com/play-the-game/>
 - There is also a direct link to the game levels under the Online Experience tab -> Begin Program -> Step-by-Step Guide
http://journey2050.rnp.io/teachers/online/activities_and_resources#step-by-step-guide
- If you are downloading the game using the provided zip file: The game takes up approximately 500MB of space on your hard drive, ensure you have sufficient space available before downloading. Once you have downloaded the game onto your computer you can copy the zipped file onto a USB drive (with sufficient storage space).
 - MAC OS - Download Link -
http://www.journey2050.com/games/standalone/Journey2050_OSX.zip System Requirements: • MAC OS X 10.7+ • Graphics card: Generally everything made since 2004 should work.
 - Windows PS - Download Link -
http://www.journey2050.com/games/standalone/Journey2050_Windows.zip System Requirements • Windows XP+ • Graphics card: Generally everything made since 2004 should work.
- Each student plays on their own device continually.

3. Each student must input the “teacher code” at the start of the game (Level 1) in order for a report to be produced.
 - a. Your assigned teacher code is displayed under your name when you log into your Journey 2050 teacher account.



How Reports Work:

1. **A total of three (3) reports, not one per level, are produced for each student.**
 - a. The first is produced after the completion of Level 1-4 (the farming games).
 - b. The second is produced after the completion of Level 5.
 - c. The third is produced after the completion of Level 6.
2. Teacher Reports can be found by logging into your Journey 2050 account, under the Online Experience tab: http://journey2050.rnp.io/teachers/online/student_reports



Reminders:

- An internet connection is required for the reports to be produced.
- It can take up to 24 hours for the reports to populate in your teacher account.
- Students need to be on the same device each time they play. Have students close the program rather than log out to ensure progress is saved if breaks are taken between playing each level.
- Students DO NOT need to register at journey2050.com to play or have their own teacher code, the program is designed for the class to use the teacher’s assigned code.
- There are currently games for Level 1-6.



Questions: If you have questions or would like to speak with an agricultural expert please contact us.
Email: programs@naitco.org